




Products for Healthy and Performance-focused Calf Rearing



H&L Milktaxi



H&L 100 and HygieneStation



H&L Igloo Veranda



Holm & Laue company grounds in Westerrönfeld



Welcome to Holm & Laue

Since 1991, we have been supplying products that have established themselves all over the world as the cornerstones of state-of-the-art and performance-aware calf rearing. Again and again, the products that we developed were able to make your work for the calves easier, to improve the state of health and the performance of the animals and to reduce the cost and work time needed for rearing calves.

At Holm & Laue, you can be sure that you will be supplied with tried and tested products which have been developed exclusively by people who know your everyday practice because they are rooted in a farming operation themselves. Because Holm & Laue provide you with more than just modern machinery: we want to be your partner for everything to do with rearing calves. Our team is at your service providing advice on planning your new calf housing facility, tips for daily calf feeding practice and improved calf health. It is only when you are 100 percent satisfied, when your work has become easier and your results have improved that we, too, are satisfied.



Year	
1991	Founding of company and development of the first automatic feeders "HL 2000" and "HL 25"
1994	Holm & Laue develops weight-responsive ration quantities for automatic calf feeders
1996	Introduction of the HL Joker automatic feeder with two blending units
1998	The Holm & Laue jumbo igloo is introduced; the "Tom" water blending system is awarded the DLG silver medal.
2000	The H&L 100 automatic feeder replaces the HL Joker
2002	The H&L Igloo system is expanded into a well-thought out natural outdoor climate rearing concept.
2004	EuroTier 2004 - DLZ Press innovation award for the H&L Igloo Veranda
2005	The H&L Milktaxi complements the portfolio.
2006	Introduction of a pasteuriser for calves' milk as an optional item for the Milktaxi.

2007	The corporation moves to a new manufacturing facility at Westerrönfeld.
2008	A small-group housing design, Kalo-Veranda Duo (today MultiMax Veranda) is introduced.
2009	The Calf Garden and the MultiMax Veranda are developed and the portfolio expanded with the Calf-Tel Individual Igloos and the Pen System.
2010	Introduction of the coloQuick colostrum management system. DLZ Press innovation award for coloQuick and Milktaxi
2011	The FlexyFence for Calf-Tel individual hutches is developed.
2012	The Milkboy with integrated water cooler for whole milk storage with the H&L 100 is introduced.
2013	Launch of the CalfGuide management software for the H&L 100
2014	Introduction of the new Milktaxi 3.0
2015	HygieneStation – new hygiene standard at automatic calf feeders



Calf feeding – automatic yet still on an individual basis

Recent scientific studies have demonstrated that by treating calves to an effective feeding programme as early as in the first weeks of their life, considerably higher milk production can be expected (so-called **metabolic programming**).

Many small rations—their quantity, composition, and temperature matched with age, race, sex and state of health of the respective calves – are the optimum preconditions to deploy the calves' genetic potential to the fullest extent.

However, every farmer is faced with the issue of how to put this into everyday practice despite a busy work schedule. Luckily the practice is (virtually) as easy as the theory when assisted by automatic feeding systems.

On the following pages, let us introduce you to our state-of-the-art, computerised feeding technology and provide you with decision-making tools for planning your customised calf feeding solution.





Win time and flexibility

Look after your calves on YOUR OWN time rather than allowing the calves to rule how you organise your day. There are often other jobs and responsibilities to be taken care of in the mornings and evenings in particular: milking and feeding the cows, making breakfast for the family or getting the children to school...



Automated work routines

With the H&L 100, all employees know when they have to do what. At fixed times you specify yourself, you carry out refill work, teat changes etc. And the optional CalfGuide makes your work even easier: it offers helpful "To-do management" and tells you or employees in the morning what jobs need doing during the day.



Metabolic Programming

Recent scientific studies have demonstrated that intensive feeding in terms of diet and mixture in the first weeks of calf life leads to considerably higher milk production later. With the H&L 100 you master all the requirements of modern feeding concepts.



No more need to lug buckets

Your back will thank you: no more lugging buckets around! All you do is put milk replacer powder into the big reservoir or whole milk into the appropriate tank.



Individual calf mixtures

All automatic feeders can vary the feeding quantity per calf. Yet the H&L 100 can do even more. Modern feeding programmes require a higher MAT concentration at the start of rearing (e.g. 160 g/l) to give a power pulse. In the drinking phase however, a lower concentration is needed (130 g/l). This individuality is the pre-condition for modern feeding strategies.



Enjoy calm and compliant calves

Since the H&L 100 does not restrict feeding to certain times of day, calves can come and drink at any time. They will not see a nurse in you and will therefore remain calm when people enter the barn.



HygieneStation

Holm & Laue

Tube cleaning right to the teat



All tube systems used to have deposits of contaminated milk because they had not been cleaned often enough or thoroughly enough. For the first time the new HygieneStation can automatically flush out and clean the whole milk pipeline right through to the teat after each feed. This will reduce a calf's exposure to bacteria, improve the health of the calves and save on manual cleaning.



Quick-release teat fastener

The nipple can easily be changed with a quick-release handle.



Cleaning at 65°C/150°F

Temperature is a key factor when cleaning, so we can clean both the mixing jar and all hoses to the nipple at up to 65°C/150°F.



Calves teach themselves

As soon as a calf lifts the teat, a small amount of milk flows into its mouth. This stimulates the calf's initial drinking impulse; manual learning is necessary in only exceptional cases. IMPORTANT: When the calves are learning to use the feeder we take specific care to ensure that milk is not entirely pumped into the mouth as this can easily result in fluid entering the rumen.



Natural drinking approach

The teat at the feeding station is positioned so that it slants downwards in a similar way to the teats on the suckler cow. This encourages the natural drinking position of the calf. When the head is stretched, this encourages the natural reflex of the oesophageal groove and reduces the risk of milk passing into the rumen.



Always have a clean teat

The teat on a feeding station has the potential to spread germs. In the new HygieneStation the teat is cleaned after every visit. Germ contamination on the teat drops by an average of 80%!



Convenient operation



All components can be reached at a comfortable working height. This eases control. Parts that are relevant for maintenance are highlighted in yellow. The design of the station also makes it possible to place the station in the outdoor climate stable, because all parts are securely frost-proof packaged.

Can be tilted to clean



Many stations are installed directly in the pens. The HygieneStation can be tipped forward at a 90° angle so that manure can be removed and the whole area can easily be mucked out with the use of a tractor.

Individual mixtures



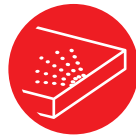
Many feeding systems work with a central milk supply from which all calves get the same milk. This presents a problem: Modern feeding programmes (e.g. the metabolic programming) require a higher CMR concentration at the start of rearing (e.g. 160 g/l) to give a metabolic pulse. In the drinking phase however, a lower concentration is needed (120 g/l). Our individual animal feeding is the basic requirement for these modern feeding strategies.

Always freshly mixed



The central milk supply of conventional machines has another disadvantage: At 40° C/104° F, the germ content in milk doubles every 20 minutes. With the HL100 no milk residues are left in the system and the milk is freshly mixed for each calf, no matter how many calves you have!

Cleaned mucus bowl



Each calf produces mucus when drinking. With the hygiene system this is collected together with the cleaning water of the teat in a mucus bowl and washed away after each feeding process. This means that the floor area within the feeding station stays clean and dry.

LED lit teat



Practice has shown that the calves can orientate better when the teat is illuminated. This increases the intake of milk during the night and during the day the stable is also calmer because the feeding process is evenly distributed over 24 hours.



Feeding programmes



For each calf, there is a feeding programme which defines which mix it should drink in which quantity at what time. CalfGuide provides you with an overview of all the feeding quantities right from the start of the rearing stage for each calf.

Alarms



Is one of the calves not going to achieve its feeding quantity for the half-day? What were the data for the last half-day like? All these data are used in real time to calculate the alarm index, giving you an overview of which calves you or your employees need to pay special attention to.

Task manager



CalfGuide automates your work and reminds you what is to be done. Move to a new stall after xxx days? Separate the male calves after xxx days? You simply define all recurring tasks once, and CalfGuide will remind you and your employees every day of what needs to be done.

Individual lists



We cannot know today what questions you will have in the future about calf feeding. But CalfGuide can very probably still answer them: through the flexible list generator, which you can use to process all CalfGuide data according to your own very individual requirements. (Comparison of weight development with different types of feeding, number of alarm calves in different bays...)

For tablet or PC



CalfGuide works with different operating systems and devices, and will run both on your workstation computer and on a PC tablet. Giving you a perfect overview in the calf barn at all times. All data are only a few fingertips away...

For all your calf feeders



CalfGuide integrates ALL H&L 100 automatic feeders in your calf barn. In particular, larger-scale operations with several automatic feeders value the clear presentation of all calves, individual groups or the whole herd on one single screen.



Archive



CalfGuide doesn't forget anything. All data such as feeding quantities, weight development, treatments etc. are stored permanently for all your calves. You can both access the individual calf data and evaluate these using the list generator. Would you like to know what you did differently in the calf phase of your high-performance cows compared to your "problem animals"? CalfGuide provides all the information you need.

Cross-device profiles



The special feature of Holm&Laue automatic feeders is the individual feeding option for your calves. Including variable quantities, mixes or different additives. Previously, different "feeding programmes" had to be stored in the calf feeder to achieve this. Now, you can control the feeding groups centrally for ALL your feeders using CalfGuide. Let us assume you wish to change some calves to whole milk feed, or change the milk replacer mix, or reduce it more slowly... Then all you have to do is change the feeding programme for the group in CalfGuide and the feeding pattern is changed automatically at all the automatic feeders. It couldn't be easier.

Data reception & control of the automatic feeders



The laborious operation of your automatic feeders on the respective device displays is now a thing of the past. With CalfGuide, you not only see all the relevant calf and automatic feeder data in one system, you can also manage all the automatic feeder data centrally, adapt feeding programmes or change calf data in the automatic feeder.

LAN/Wi-Fi



The data from your automatic feeders are recorded and managed centrally on a server. The CalfGuide system then provides a Wi-Fi connection in the calf barn so that you can use all the functions at any time e.g. with a PC tablet. It goes without saying that you can integrate CalfGuide in your farm network, allowing you to use all the CalfGuide functions from all the workstations in your network.

Connection to external software



CalfGuide is an open and future-safe system. It ensures communication with other systems through SQL databases and standardised protocols. Data import or export e.g. to a herd management system is possible.



You will love bucket feeding

You are expected at a meeting every morning and every evening: with your calves! It may be the most critical meeting you attend on your farm, as it is the one where you lay the foundations for the future success of your business.

Are you one of those who are really busy during calf feeding hours because milking and feeding the cows, too, require your constant attention?

Furthermore, are you one of those who want to rationalise the routine of feeding calves in individual pens or igloos?

Are you concerned that by feeding your calves a diet based on whole milk, you may expose them to pathogens in the milk?

Then you should think about the MilkTaxi. Because with the MilkTaxi you gain the time you need to focus on the important matters in the calf barn.





All-terrain

With its 40cm front wheels and raised ground clearance, any bumps in the ground or low thresholds pose no obstacle.



Remote control

Using the remote control on the dispensing arm, you can conveniently feed calves up to even 10m away from the MilkTaxi, without any cables.



Dark? Not a problem

Thanks to the integrated LED headlight you can always see where you are driving. This ensures that feeding your calves at night is no longer a problem, even in remote calf hutches.



Simple dosing



Thanks to 9 freely programmable dosing levels, you can dose almost any quantity of feed – without annoying drips. What is more, the handle is ergonomically designed and very lightweight.

Powerful floor-mounted agitator



Each milk replacer is dissolved in seconds. Its floor mounting offers maximum operational stability and does not get in the way when cleaning the tank.

Gentle heating



The unique heating foils warm the milk gently without burning and sticking to the tank. Even high heating capacities of 6 kW can easily be achieved.

Intuitive, simple operation



The information given on the display makes operation almost self-explanatory. This means minimal training is required for you and your staff. Many functions can be programmed on a timer.

Sturdy 4-wheel chassis



The Milktaxi is extremely sturdy with its low-fulcrum, 4-wheel design. Even when travelling at speed and fully laden, it does not tip over.

Even more volume



You can choose the right Milktaxi for you from our range of four different models: 100, 150, 260 and 260 l as a trailer.

Automatic cooling function



The automatic cooling function is particularly practical for use with robotic milkers. This keeps the milk fresh and your calves healthy!



Pasteuriser

Dangerous pathogens are killed at 63 °C for 35 minutes. All start times can be programmed to suit your requirements. This means that you can programme your milk to be fully pasteurised by the time you get to the barn in the morning.



EL-AN electrical drive

All models come with the electrical drive offering stepless adjustment between two forwards and reverse speeds. This not only makes feeding fun, but also protects your back.



Automatic cleaning

You can clean the tank easily through the opening lid. The automatic cleaning programme ensures optimum hygiene. Residue from the pump and hose can be discharged fully.

Technical Specifications*

Power Supply	230V / 16A or 400V / 16A
Pump Capacity	approx. 40 l/min (11 gpm)
Heating Power	3kW, 5kW or 6kW
Agitator Power	250W
Tyre Size	400 / 265 mm (15¾ / 10½")

Dimensions*

	Working Tank Capacity	Total Tank Capacity	Width (cm; ft, in)	Length (cm; ft, in)	Height (cm; ft, in)
Milktaxi 100 l	100 l (26½ gall.)	115 l (30½ gall.)	60 1'11½"	126 4'1½"	109 3'7"
Milktaxi 150 l	150 l (39½ gall.)	180 l (47½ gall.)	75 2'5½"	129 4'2¾"	109 3'7"
Milktaxi 260 l	260 l (68¾ gall.)	290 l (76½ gall.)	76 2'6"	133 4'4¼"	119 3'10¾"
Milktaxi Trailer	260 l (68¾ gall.)	290 l (76½ gall.)	120 3'11¼"	140 4'7"	125 4'1¼"

* Technical specifications subject to change!



IglooVERANDA

HOLM & LAUE

Low-bacteria rearing thanks to outdoor housing



Outdoor housing means a maximum of fresh air for your calves. There is a significant reduction in respiratory diseases thanks to low bacteria levels. Adaptation to changing weather conditions makes the calves fit and sturdy. You can change the location of the Igloo Veranda every time you muck out, so that the calves always grow up on a new, clean patch of ground. UV rays and rain ensure the "old patch" is disinfected naturally.

Low investment costs



Conventional calf barns require a complex barn design and ventilation systems. We recommend doing without these and offering the calves an Igloo as a protected micro-climatic shelter instead. The Igloo Veranda is up to 70% less expensive than conventional calf barns.

Protecting calves from the weather



The outdoor area for the calves is generously roofed over and the large H&L Igloo offers a draught-free and yet still well-ventilated shelter for up to 15 calves. The optional roof (7 x 7.5 m in size) guarantees sufficient protection against precipitation and intensive sunlight.

Mucking out made easy



For ridding the H&L Igloo Veranda of manure, simply move it on its wheels. You can easily transport the Igloo and the Veranda using a front-loader, and the calves remain locked in the Veranda and move with it to their new "home". Due to the flexible configuration of the wheels the H&L Igloo Veranda can be relocated both forwards and backwards as well as laterally.

Two-area principle: the calf decides



The calf decides for itself which area it prefers to be in, because you are offering it two resting areas to choose from: a sheltered area in the Igloo or a covered resting and exercise area in the fresh air.



Variable feeding place designs

The 14 feeding places are equipped with an especially secure fence. Depending on the location the position of the feed fence can be freely selected. Additional stainless steel tilting troughs, teat bucket holders, hay rack, concentrate dispenser or the connection of an automatic feeder: all possible!



Lots of space and movement

The H&L Igloo Veranda consists of a resting area 5 x 5 m in size, also called the basic set-up. Together with the space in the Igloo, we provide calves with a space of 2.8 sq.m each for resting, eating and romping about.

Igloo Veranda Technical Specifications*

Recommended number of calves	14
Basic set-up dimensions	5 x 5 m Max. height 2.5 m
Roof area (optional)	7 x 7.5 m 8 x 7.5 m
Resting area	25 sq.m below roof 14 sq.m in the Igloo (2.78 sq.m per calf)

H&L Igloo Technical Specifications*

Recommended number of calves	15
Resting area	approx 14 m ²
Length x Width x Height	3.9 m x 4.4 m x 2.2 m
Height of entrance	1.40 m
Volume	approx. 20 m ³
Material	Hand-laminated fibre-glass plastic

* Technical specifications subject to change!



CalfGARDEN

Holm & Laue

Reduced risk of spreading infectious diseases



The best routine is to immediately put the calves in individual pens after calving. This creates the opportunity for the new-born calf's immune defences to consistently develop and remain unaffected by external agents.

Fast feeding with the MilkTaxi



The fastest way to feed the calves in the individual pens is using the MilkTaxi. Extremely practical: after milk feeding has finished, you can use the MilkTaxi again to take drinking water to the calves.

Dry bedding material and dry feed



Especially in the cold season, bedding material remains dry, and calves are less affected by respiratory diseases.

Sheltered work environment



For the person who attends to the calves, the roof also provides a nicer work environment. And the youngest stock requires the most attention, an aspect that should not be underestimated.

Straightforward relocation



With the mobile Calf Garden, you can easily change the location every time you muck out, so that the calves always grow up on a clean patch of ground. UV rays, fresh air, and rain are natural disinfectants for the previous location.

Easy cleaning



Easy relocation makes mucking out as easy as ABC, and the individual hutches can easily be wheeled together with the FlexyFence to the wash area. This, plus the smooth surface of the hutch, makes even cleaning the hutches fun.



10 year guarantee

We provide a 10 year warranty on the plastic components of the calf hutches. The material is 100% UV-proof and the thermoforming manufacture process in combination with the highest-quality polyethylene results in unrivalled stability, durability and longevity.



Multiple feeding options

Milk, water, feed, hay... in our igloo your calf has everything it needs. There are three different types of bucket fastening at the feed fence at the front for milk, water and feed. The test bucket bracket minimises the milk residues in the bucket, secures the bucket from falling out and is fixed NEXT to the door (how will you be able to leave the igloo after training otherwise?)



Optimum ventilation

The CalfTel hutches have a clever ventilation system with openings in the roof matched to the size of the igloo opening. In summer, the litter flap can serve as additional ventilation, guaranteeing fresh and optimum temperatures in the hutch at all times.



Draught protection

Have you noticed the panel on the underside of the FlexyFence? It protects the calves against draughts when they are lying down and avoids straw being carried away by strong winds.

H&L Calf Garden Dimensions*

Basic frame:	2.5 m x 5 m x 2.5 m
Roof area:	6 m x 7.85 m

Dimensions 1.2 Compact*

External	147 cm x 109 cm x 117 cm
----------	--------------------------

ECO Dimensions*

External	187 cm x 118 cm x 138 cm
----------	--------------------------

Pro II* Dimensions

External	220 cm x 122 cm x 138 cm
----------	--------------------------

Fencing Dimensions*

External	135 cm x 126 cm x 100 cm
----------	--------------------------

* Technical specifications subject to change.



Service, training, events

We want our products to make your daily work in the calf barn more successful and less strenuous. But that is not the whole story! For you always need humans to put successful concepts into practice. Therefore, we care enormously for all people who contribute to your success in the calf barn.

Your dealers/our sales partners

Our goal is to offer customers everywhere in the world, or at least in regions where calves are raised, the same highly professional advice that our customers next door, in Northern Germany, have come to appreciate. To be able to guarantee this quality, we have established a strong global dealer network and we invest regularly in their training.

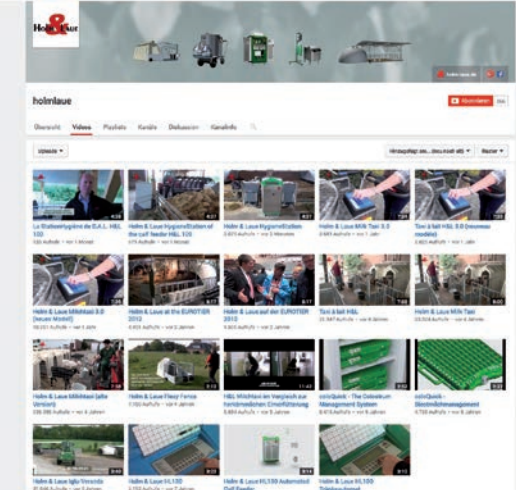
Your contact in an emergency/our service partners

Even the best appliances need regular maintenance. Our service partners in your region are in charge of this and make sure that your operation can be run without a hitch. Every service person in the world who looks after your H&L product was trained by us, attends regular advanced training classes, and can access our multilingual, on-line service portal with an expert knowledge base that assists in troubleshooting and provides all the necessary documentation.

Of course, all service partners work in close contact with us and have the full support of our own service team. Working together, we find a solution to every issue!

You/our customers

Our customer news bulletin, "Rund ums Rind," our Calf Manual, study tours offered to our customers, presentations on topics regarding state-of-the-art calf rearing,... In everything we do, we try to give you suggestions and ideas to facilitate an even more professional approach to calf rearing. Contact us or the regional dealer to learn what is available in your vicinity. Or take a look at our website www.holm-laeue.com where we regularly inform you about all our news.



Digital goodies for you

On our website you will of course find all relevant information about our company, our products and our dealers all over the world. But there is even more to discover:

Download section

In our comprehensive download section you will find brochures, checklists, guidebooks and issues of our popular customer news bulletin "Rund ums Rind".

Calculators

Do you like being given on-line advice, at any time of day and night, without any commitment on your part? Then take advantage of the online configurators on our website. Find the optimum device configuration for your automatic calf feeder, MilkTaxi or various igloo systems.

Gallery

Why reinvent the wheel? Scroll through our galleries to see how customers use our products in the daily running of their operations. You are sure to get some great new ideas of your own!

YouTube videos

We are particularly proud of our videos, which show almost all our products in action, for you to observe: See on our website or YouTube channel how calf barns for 56 calves are easily cleaned by 2 persons in 1 ¼ hours, how you can ensure optimum colostrum supply at any time of day and night and much more besides...

www.youtube.com/user/HolmLaue

Facebook

Follow us on Facebook and keep up-to-date with all our news.

www.facebook.com/HolmLaue


Would you like more information?

Then request our Calf Handbook with lots of practical tips and detailed product information on more than 90 pages.



Holm & Laue GmbH & Co. KG
Moorweg 6
24784 Westerrönfeld, Germany


Phone: +49 4331 20 174 0
Fax: +49 4331 20 174 29
E-mail: info@holm-laue.de
Web: www.holm-laue.com



H&L Calf Garden



Calf-Tel FlexyFence



Feed Fences